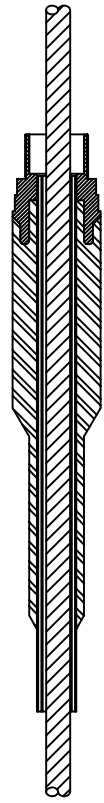
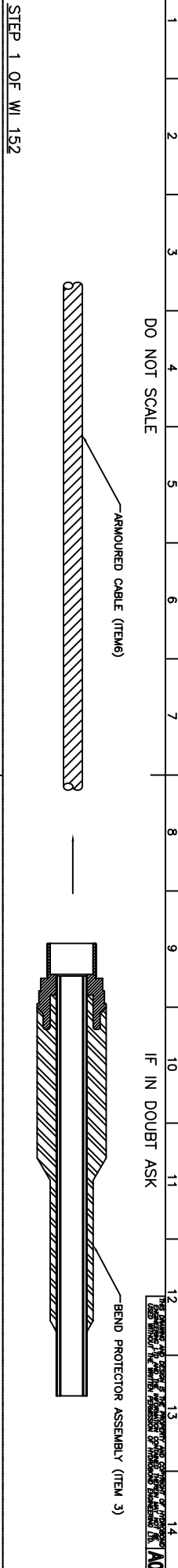



DO NOT SCALE

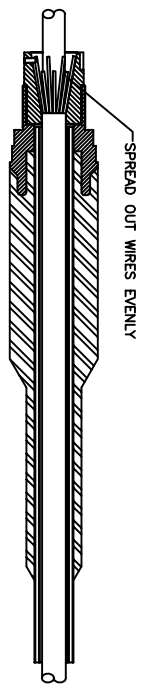
IF IN DOUBT ASK



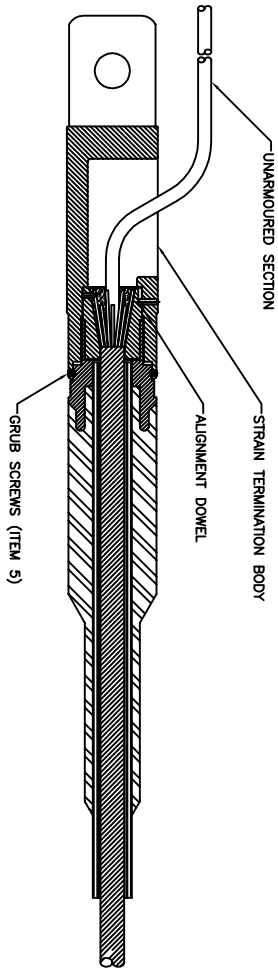
STEP 1 OF WI 152 CONTINUED



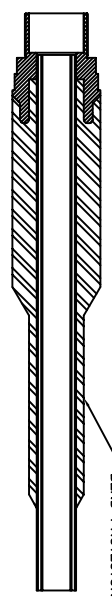
STEP 3 OF WI 152



STEP 5 & 6 OF WI 152



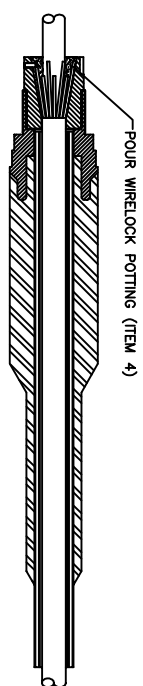
STEP 8 & 9 OF WI 152



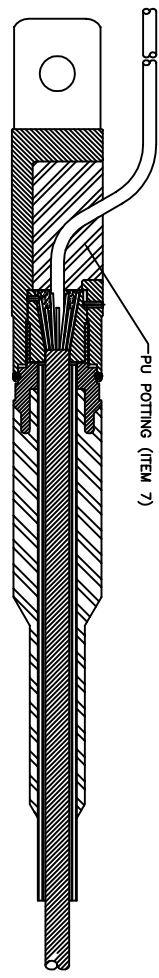
STEP 2 OF WI 152



STEP 4 OF WI 152



STEP 5 & 6 OF WI 152



STEP 10 & 11 OF WI 152

ISSUE	DEF. No.	MODIFICATION	DRAWN	DATE	CHKD	APPD	GENERAL NOTES/REVISIONS
01	4177	FIRST ISSUE	BETHNE	03/02/05	N/A	LR	1. TO BE READ IN CONJUNCTION WITH WORK INSTRUCTION WI 152 AND DRAWING HTU-261 FOR ASSEMBLY DETAILS. 2. PRIOR TO ASSEMBLING AS PER THE ABOVE PLEASE REFER TO NOTE REGARDING TRIAL ASSEMBLY DRAWING.

REFERENCE DRAWINGS	DRAWING No.	DRAWING TITLE

MATERIAL	NR	SURFACE FINISH/SCALE	1:1 UNOS
GENERAL TOLERANCE	± N/A	UNLESS OTHERWISE STATED	
GENERAL TOLERANCE	± N/A	REMOVE ALL BURRS	
AND DIMENSIONS	MM	HARD ANGLE PROJECTION	

HYDRONORD ENGINEERING LTD
 UNIT 12, FARMERDEN, A623 B67, SCOTTLAND
 TEL: +44 (0) 1224 822996 FAX: +44 (0) 1224 829142
 e-mail: hydro@hydroengineering.co.uk
 web site: <http://www.hydroengineering.co.uk/>

HTU-261 ASSEMBLY PROCESS

DRG. TITLE

DRG. No. SK-HIE-092

SHEET 01 OF 01